

GETTING READY FOR KINDERGARTEN!

Parents and Future Kindergarteners,

We are so excited that you will be coming to school at Terra Linda Elementary. We are going to have so much fun together!

School is great and you will learn how to count, read, and write!

This is a packet to help you be better prepared for Kindergarten. Inside you will find: a checklist of skills, activities you can do, letter forming page, and flash cards.

We can't wait to see you at Beginning of the Year Testing!



Sincerely,

Terra Linda Kindergarten Team

BEGINNING OF THE YEAR

CHECKLIST:

Here is a list of items that your child should be able to do before starting kindergarten:

Your child should be able to:

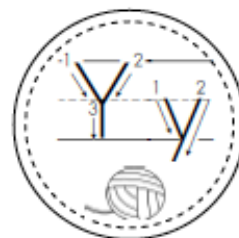
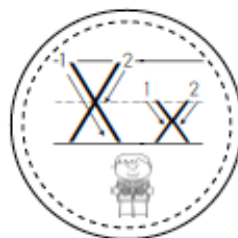
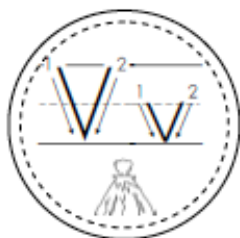
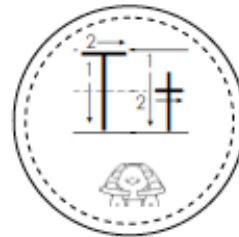
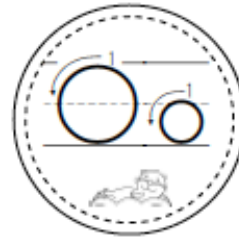
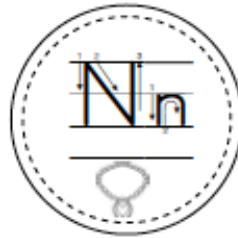
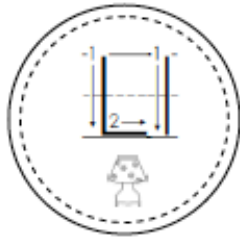
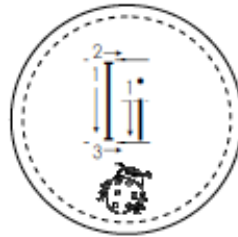
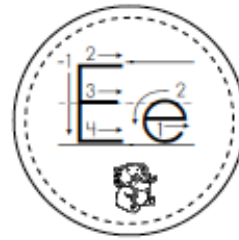
- Write at least their first name.
- Name 12 (or more) upper case alphabet letters.
- Name 12 (or more) lower case alphabet letters.
- Name 12 (or more) sounds the alphabet letters make.
- Count from 0-20 (or higher).
- Recognize and write numbers 0-5.
- Count at least 5 objects.
- Name the four basic shapes: Circle, Square, Triangle, Rectangle
- Identify the colors: White, Black, Brown, Red, Yellow, Blue, Green, Orange, Purple, Pink.
- Hold a pencil correctly.
- Hold scissors correctly (thumb up).

Skills you can get a head start on:

- Say my full name, first and last
- Say my telephone number
- Say my address
- Sight word reading

Letter Formation:

Have your child practice writing letters using the correct formation, always starting at the top!



PractiCe SHEETS!

Write your child's name on the line below and have them copy it. See if they can do it on their own. Make sure the first letter is uppercase and the rest lower case.

Name: _____

Handwriting practice lines consisting of 10 sets of three horizontal lines (top solid, middle dashed, bottom solid).

FLASH CARDS!

A

B

C

D

E

F

G

H

I

J

K

L

FLASH CARDS!

M

N

O

P

Q

R

S

T

U

V

W

X

FLASH CARDS!

y

z

a

b

c

d

e

f

g

h

i

j

FLASH CARDS!

k

l

m

n

o

p

q

r

s

t

u

v

FLASH CARDS!

w

x

y

z

0

1

2

3

4

5

Flash Cards!

Sight words are words that we see frequently when reading, they can be tricky to sound out and will need to be memorized.

I

the

my

like

see

to

a

and

is

play

Flash Cards!

are

have

he

she

you

here

for

we

they

with

Flash Cards!

go

me

look

said

what

was

this

that

can

get

Flash Cards!

in

on

or

it

as

from

come

do

be

at

Flash Cards!

will

so

no

has

yes

by

but

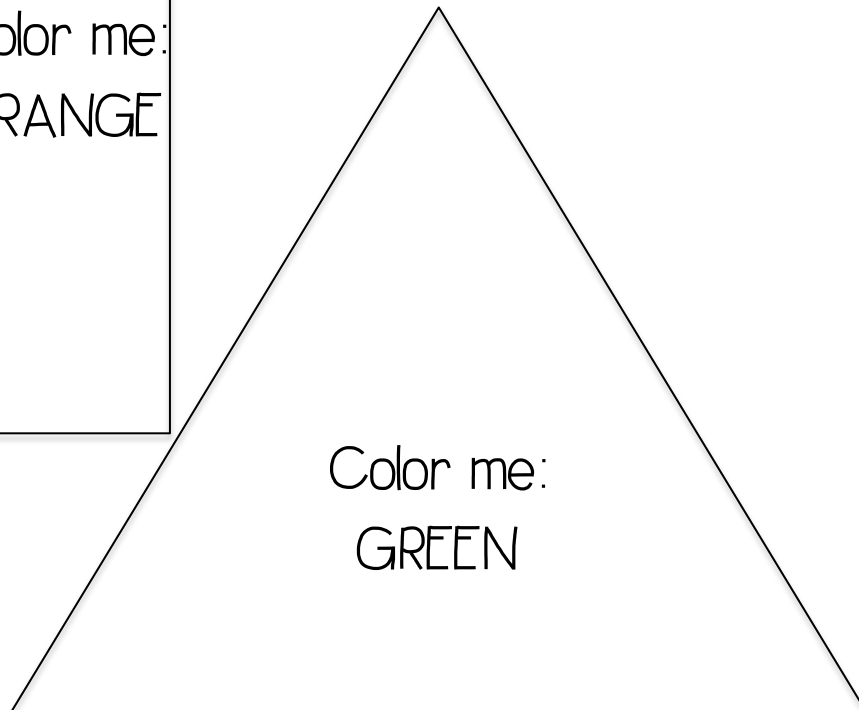

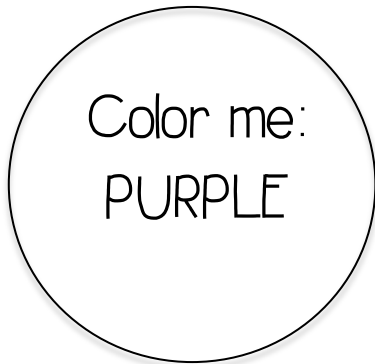

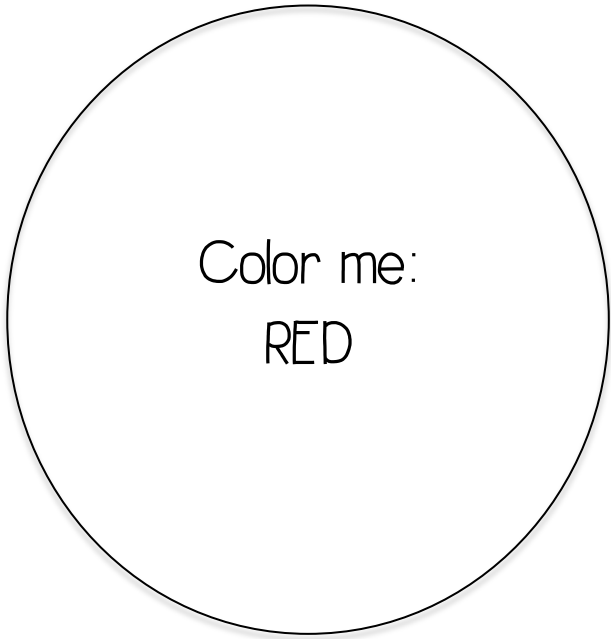
of

his

then


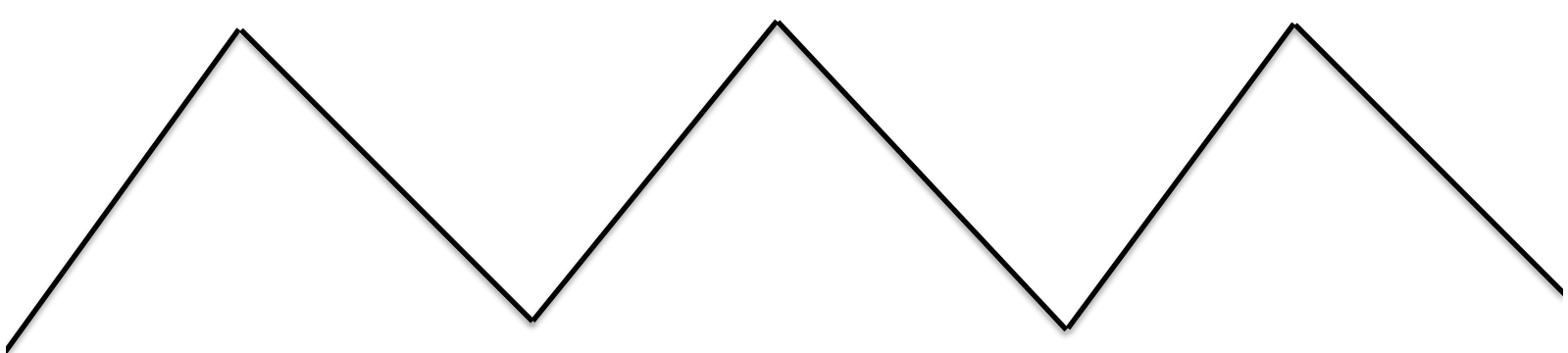
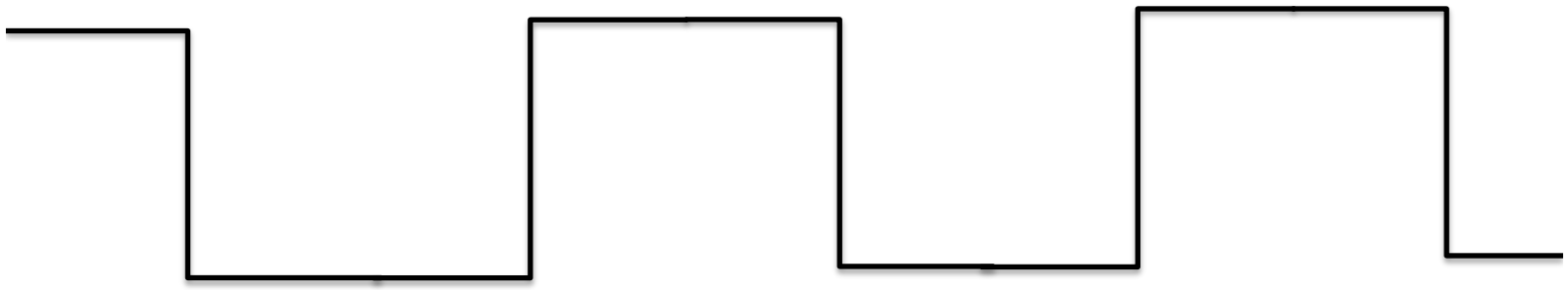
ACTIVITY PAGES:

Name the shapes and color them the correct color, remember to stay in the lines.



ACTIVITY PAGES:

Practice cutting along the lines and remember "thumbs up" when holding your scissors.



AT HOME RESOURCES:

This is a list of other resources you can use at home to help prepare your child for Kindergarten:

ONLINE:

- www.starfall.com
- www.pbskids.org
- www.getreadytoread.com
- www.abcmouse.com
- www.minimouse.us

Alphabet songs:

- https://www.youtube.com/watch?v=36IBDpTRVNE&list=RD36IBDpTRVNE&start_radio=1
- https://youtu.be/x49aTZM_OOE
- https://www.youtube.com/watch?v=qwOQvh_mJ4w

TV OR DVD:

- Leap Frog's DVD: Letter Factory
- SuperWhy! (Can watch on PBS or online).